



SOLID FINISHES



DM 1101 PURE WHITE
LRV: 69.6 SRI: 70



DM 1102 YELLOW WHITE
LRV: 74.7 SRI: 80



DM 1103 BLUE WHITE
LRV: 65.9 SRI: 74



DM 1104 IVORY
LRV: 69.7 SRI: 74



DM 1105 LIGHT GREY
LRV: 34.2 SRI: 25



DM 1106 SILVER GREY
LRV: 27.6 SRI: 15



DM 1107 MOUSE GREY
LRV: 16.1 SRI: 6



DM 1108 DARK GREY
LRV: 9.4 SRI: 0



DM 1109 RUBY RED
LRV: 9.1 SRI: 17



DM 1110 PURE ORANGE
LRV: 20 SRI: 46



DM 1111 SIGNAL BLUE
LRV: 9 SRI: 49




DM 1112 EMERALD GREEN
LRV: 12.8 SRI: 12



DM 1113 PINE GREEN
LRV: 7.5 SRI: 1



DM 1114 TRAFFIC RED
LRV: 14.9 SRI: 40



DM 1116 CREAM WHITE
LRV: 58.3 SRI: 59



DM 1117 ASCOT WHITE
LRV: 53.5 SRI: 49



DM 1118 HORIZON BLUE
LRV: 6.7 SRI: 2



DM 1119 RAW GREY
LRV: 52.1 SRI: 52

Disclaimer: Colors shown on this chart may differ slightly from PVdF colors when applied to aluminum.
In order to attain color consistency, all Mica or Metallic colors need to originate from the same color batch and have to be installed in the same direction.

SOLID FINISHES



DM 1120 BLACK
LRV: 3.8 SRI: 0



DM 1121 LIME YELLOW
LRV: 52 SRI: 60



DM 1122 CHARCOAL
LRV: 52 SRI: 60

MICA FINISHES



DM 1201 SILVER
LRV: 49.1 SRI: 56



DM 1202 BRIGHT SILVER
LRV: 51.9 SRI: 47



DM 1203 CHAMPAGNE
LRV: 47.5 SRI: 46



DM 1204 GOLD
LRV: 34.5 SRI: 36



DM 1205 WINE RED
LRV: 19.3 SRI: 42



DM 1206 JADE
LRV: 33.7 SRI: 38



DM 1207 COPPER PENNY
LRV: 27.2 SRI: 36



DM 1208 DARK CHAMPAGNE
LRV: 28.3 SRI: 24



DM 1209 MEDIUM BRONZE
LRV: 30.6 SRI: 25

METALLIC FINISHES



DM 1301 METALLIC BRIGHT SILVER
LRV: 52.3 SRI: 60



DM 1302 METALLIC CHAMPAGNE
LRV: 56.7 SRI: 62



DM 1303 METALLIC MEDIUM GREY
LRV: 22.2 SRI: 13

Disclaimer: Colors shown on this chart may differ slightly from PVdF colors when applied to aluminum.
In order to attain color consistency, all Mica or Metallic colors need to originate from the same color batch and have to be installed in the same direction.

WOODGRAIN FINISHES



DM 0500 WALNUT
LRV: N/A SRI: N/A



DM 0501 MAHOGANY
LRV: N/A SRI: N/A

CUSTOM COLORS

Matching a color or producing a custom color is one of our specialties. Small batch quantities, fast turnaround and no hidden charges make this a great option.

SPECIALTY FINISHES

A wide range of PVdF coil coated woodgrain, zinc, brushed and corten patterns are also available. All of the specialty finishes offer the benefits of larger sheet sizes, affordability and short lead times. Please consult your local representative for additional information.
